





Bank of Sierra Leone		
Siaka Stevens Street		
Freetown		
Proforma Balance Sheet		
as at May, 2016		
<i>In thousands of leones</i>		
Assets	2016	2015
Balance due from Banking Institutions	2,385,776,269	2,069,241,139
Funds with International Monetary Fund (IMF)	2,698,709,352	1,418,945,074
Advances to Banks	-	-
Loans and Advances	563,906,146	456,333,857
Due from Government of Sierra Leone	1,259,716,625	1,375,173,779
Investment in Equity	37,434,854	28,482,913
Investment Securities	586,264,139	454,285,283
Property, Plant and Equipment	83,268,692	77,106,641
Other Assets	119,151,348	84,606,025
Total Assets	7,734,227,426	5,964,174,710
Liabilities		
Current Liabilities		
Amounts due to International Monetary Fund (IMF)	4,191,890,929	2,376,850,293
Deposit from Government	1,234,809,893	1,555,418,726
Deposits from Banks	406,243,823	405,278,334
Deposit from Others	47,780,594	42,541,935
Currency in Circulation	1,258,719,632	1,139,124,443
Other Liabilities	99,965,411	79,837,966
End of Service Benefit	22,187,217	17,451,521
Total Current Liabilities	7,261,597,499	5,616,503,218
Equity		
Share Capital	125,000,000	125,000,000
General Reserve	315,714,657	189,662,251
Revaluation Reserves	32,792,919	32,792,919
Other Reserves	- 877,649	216,323
Total Equity	472,629,927	347,671,493
Total Liabilities and Equity	7,734,227,426	5,964,174,710
		
	Dr. Kaifala Marah	F. M. Bockarie
	Governor	Ag. Director
		Accounts and Budget
		Department

Bank of Sierra Leone		
Siaka Stevens Street		
Freetown		
Proforma Balance Sheet		
as at June,2016		
<i>In thousands of leones</i>		
Assets	2016	2015
Balance due from Banking Institutions	2,218,446,352	2,094,974,320
Funds with International Monetary Fund (IMF)	2,711,794,370	1,440,905,891
Advances to Banks	-	-
Loans and Advances	563,282,048	456,369,479
Due from Government of Sierra Leone	1,629,492,310	1,661,340,543
Investment in Equity	37,886,211	29,878,101
Investment Securities	573,291,972	453,656,516
Property, Plant and Equipment	84,723,818	76,751,762
Other Assets	96,285,498	73,705,916
Total Assets	7,915,202,578	6,287,582,528
Liabilities		
Current Liabilities		
Amounts due to International Monetary Fund (IMF)	4,203,614,279	2,402,719,632
Deposit from Government	1,481,639,608	1,722,482,152
Deposits from Banks	415,654,834	514,739,204
Deposit from Others	49,941,310	48,213,100
Currency in Circulation	1,246,916,232	1,118,516,496
Other Liabilities	100,869,721	81,976,226
End of Service Benefit	22,187,217	17,451,521
Total Current Liabilities	7,520,823,201	5,906,098,331
Equity		
Share Capital	125,000,000	125,000,000
General Reserve	237,464,107	223,474,955
Revaluation Reserves	32,792,919	32,792,919
Other Reserves	- 877,649	216,323
Total Equity	394,379,377	381,484,197
Total Liabilities and Equity	7,915,202,578	6,287,582,528
 Dr.Kaifala Marah Governor		 F.M.Bockarie Ag. Director Accounts and Budget Department

